

# 4 COLLABORATE

Power up with Tablet PC

Wireless **COLLABORATION & PRESENTATION** Solution for your Tablet PC or Computer



## ICB- Interactive Communication Box

### Present

Display live ELMO visualiser images to your tablet PC wirelessly!

### Stream

Mirror your tablet PC screen on to a projector / TV monitor.

### Connect

The ELMO ICB creates its own WiFi, which can connect up to 56 devices.

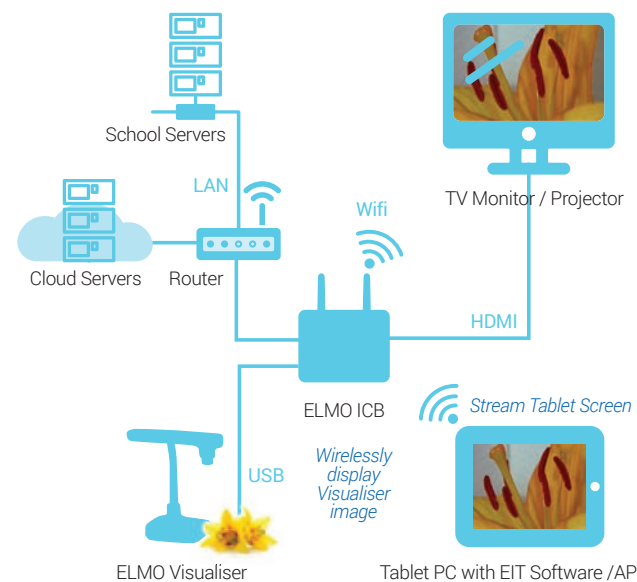
### Interact

Turn your tablet PC into a wireless interactive whiteboard with the provided EIT APP.



EIT software / APP and ICB Manager software are the complimentary software for the ELMO Interactive Communication Box

### ICB Configuration



### Choose your ELMO Visualiser

MODEL	MO-1	L-12iD	P30HD	P100HD
Image pick-up device	1/3.2" CMOS, 5 megapixels	1/2.8" CMOS, 3.4 megapixels	1/2.8" CMOS, 3.4 megapixels	1/2.8" CMOS, 3.4 megapixels
Output resolution	1080i, 720p, WXGA, XGA, VGA	1080p, 720p, SXGA, WXGA, XGA	1080p, 720p, SXGA, WXGA, XGA	1080p, 720p, SXGA, WXGA, XGA
Frame rate	30fps (60fps@720p)	30fps	30fps	30fps
Zoom	8x digital	12x optical, 8x digital	16x optical, 8x digital	16x optical, 8x digital
Focus	Auto/Manual	Auto/Manual/Zoom Sync	Auto/Manual/Zoom Sync	Auto/Manual/Zoom Sync
Image save	SD card	SD card, USB memory stick	SD card, USB memory stick	SD card, USB memory stick
Web-cam (UVC) function	YES	YES	NO	NO
Output terminals	RGB, HDMI	RGB, HDMI, Audio	RGB, HDMI, Audio	RGB, HDMI, Audio
Input terminals	RGB, HDMI	RGB, HDMI, Audio	RGB, Audio	RGB x 2, HDMI x 2, Audio
Ext. control terminals	USB	USB	RS-232C, USB	RS-232C, USB, LAN
LED light	YES (Upper light)	YES (Upper light)	YES (Upper light)	YES (Upper & Base light)
Built-in monitor	NO	NO	YES	YES (Touch panel)
Built-in microphone	YES	YES	YES	YES
Remote control	NO	YES	YES	YES
Power consumption	4.2W / USB 3.3W	16.2W (AC adapter included)	23.5W	26.4W
Weight	550g	Approx. 3.0kg	Approx. 4.7kg	Approx. 7.9kg

### CRA-1 Wireless Tablet

Operating Temperature	0° to 40°	Continuous Operation Time	Approx. 16 hours
Wireless Band	2.4GHz	Auto Power off Time	30 Minutes
Wireless Range	Approx. 15m	Full Charging Time	Approx. 4 hours
Power Supply	Lithium-ion Battery	Weight	670g

### ELMO PC-Free Classroom Solution Configuration



### CRI-1 Interactive Communication Box

Wired LAN Interface	RJ-45 x 1 port	No. of Connectable Devices	56
Wireless LAN Interface	802.11a/b/g/n 2Tx2R	Terminals	HDMI x 1, USB x 2
Supported Channels	2.4GHz and 5GHz	Display Resolutions	Full HD

### CRI-1 Interactive Pen Bundle

Dimensions	152mm x 25mm
Weight	34g
Power	AA battery
Auto Power off Time	150 seconds

SENSOR BAR	
Work area	1800mm x 1200mm
Positional accuracy	1mm
Tracking frequency	60rpf
Temperature	0° to 35°
Dimensions	227mm x 43mm x 11mm
Weight	75g (Only the sensor bar)
Power	USB
Power consumption	0.5w

WIRELESS SENDER	
Dimensions	53mm x 44mm x 25.2mm
Weight	26g
Wireless band	2.4GHz
Communication Distance	15m
Power	AC adapter (AC100V-240V/50/60Hz)

### EIT ELMO Interactive Toolbox Software

Operating System	Windows, Mac OS, iOS	Hard Disk	min. 1GB
CPU	Intel Core2 Duo 2GHz or above	Display Resolutions	1024 x 768 or above
Memory	2GB or above	USB	USB 2.0 Hi-Speed

## ELMO Classroom Solutions

Visualiser and Interactive Classroom Solutions



PRESENT

INSTRUCT

INTERACT



ELMO



**ELMO EUROPE HQ**  
12 Place de La Défense  
92974 Paris La Défense  
CEDEX, FRANCE  
TEL : +33 (0)1 73 02 67 03  
FAX : +33 (0)1 73 02 67 10  
www.elmoeurope.com  
info@elmoeurope.com

**GERMAN BRANCH**  
Hansaallee 201, Haus 1  
40549 Dusseldorf, Germany  
TEL: +49 (0)211 544756 40  
FAX: +49 (0)211 544756 60  
www.elmo-germany.de  
info@elmo-germany.de

**MIDDLE EAST BRANCH**  
P.O. Box 371556, 5WA-129,  
Dubai Airport Free Zone  
Dubai, United Arab Emirates  
TEL: +971-(0)4-260-2390  
FAX: +971-(0)4-260-2392  
www.elmoeurope.com  
Tariq@elmoeurope.com



**ELMO**  
— SINCE 1921 —



# 1 PRESENT

with ELMO Visualiser



**PRESENT** a clear image of all teaching materials



## Magnification with Clarity

The high quality and powerful zoom of ELMO visualiser enables you to capture every detail of your teaching materials.

## Flexible Camera Design

The adjustable camera head and arm allows you to project material from various angles.

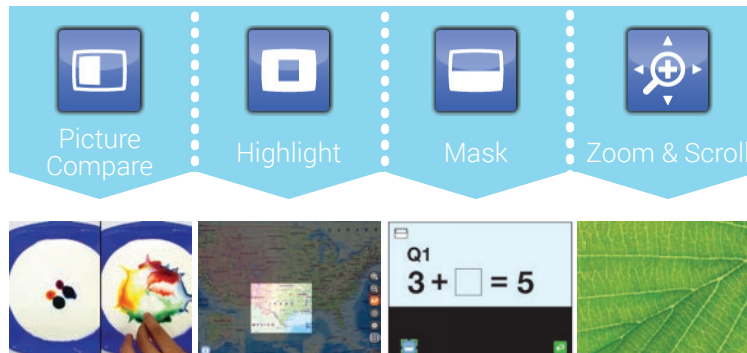


## Capture & Record

The ELMO visualiser allows still images and video files to be saved on an external memory.

## PC-Free Presentation Tools

You can wirelessly control the ELMO visualiser's interactive presentation functions by using the provided remote control.



## Customize Your Classroom



ELMO + Projector




ELMO + LCD Monitor



ELMO + Interactive Whiteboard

# 2 INSTRUCT

with Wireless Tablet or Interactive Pen



**INSTRUCTING** with ELMO Classroom Solutions




## PC-FREE Interactive Solution

The CRA-1 Wireless Tablet works directly with the ELMO Visualiser\* using its built-in software. Teachers no longer need to wait for software to load onto their computer for interactive teaching!"



or



Plug & Play, Easy Set-up



## ELMO + Wireless Tablet



## Easy & Intuitive Operation

Even students can use the tablet to create presentations or answer questions very easily.



## Plug & Play, Easy Set-up

Plug the wireless receiver into the ELMO Visualiser\* and start annotating immediately



## Wirelessly Present & Instruct

Create presentations from anywhere in the classroom (within 15m).



## ELMO + Interactive Pen



## Portable Interactive System

Turn any surface such as a projector screen or even a white wall into an interactive surface.

## Interactive Whiteboard Capability

Teachers can write and draw on the screen and wirelessly control the ELMO visualiser to give instruction on the presented materials.

PC-FREE Interactive Solution



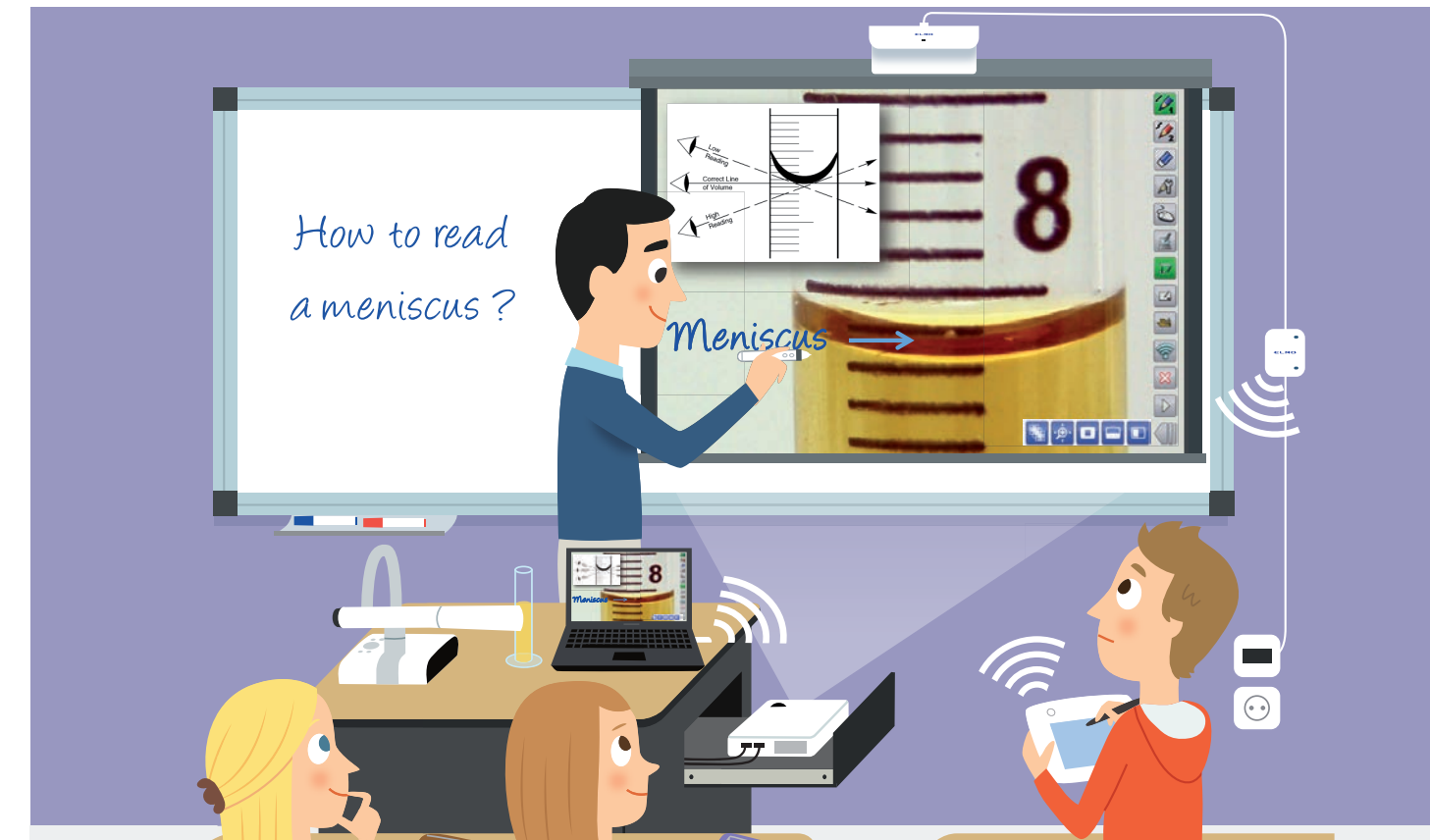
# 3 INTERACT

with Computer and EIT Software



## EIT ELMO Interactive Toolbox Software

EIT (ELMO Interactive Toolbox Software) is a complimentary software for the ELMO visualiser & classroom solutions



## Present & Annotate

- Visualiser Mode**  
Display your visualisers live image and remotely control the visualiser.
- Whiteboard Mode**  
Select the whiteboard as a background and add lesson notes.
- Computer Access Mode**  
Switch to your PC screen to show other digital teaching content such as a PPT or internet resource.
- Annotation Feature**  
Allows you to annotate over any image to add to for your lesson.

## Create & Review

- Image Capture**  
Allows you to capture your lesson at the click of a button.
- Video Recording**  
Allows you to record video and time lapse video.
- Show Created Teaching Materials**  
Use your saved recordings and images to review with your class.

EIT software supports more interactive functions such as insert images, stamps, or add sticky notes.